



myNorthernLightHealth

PATIENT PORTAL

How to setup account

In order to register for the myNorthernLightHealth Patient Portal, please call the Northern Light Telehealth Patient Help Desk at 833-217-9640. We will send you an email with an invitation link to register for the portal. Our hours are 7 days a week, 8 am - 4:30 pm. If the email does not show up in your inbox, be sure to check your spam or junk mail folders.

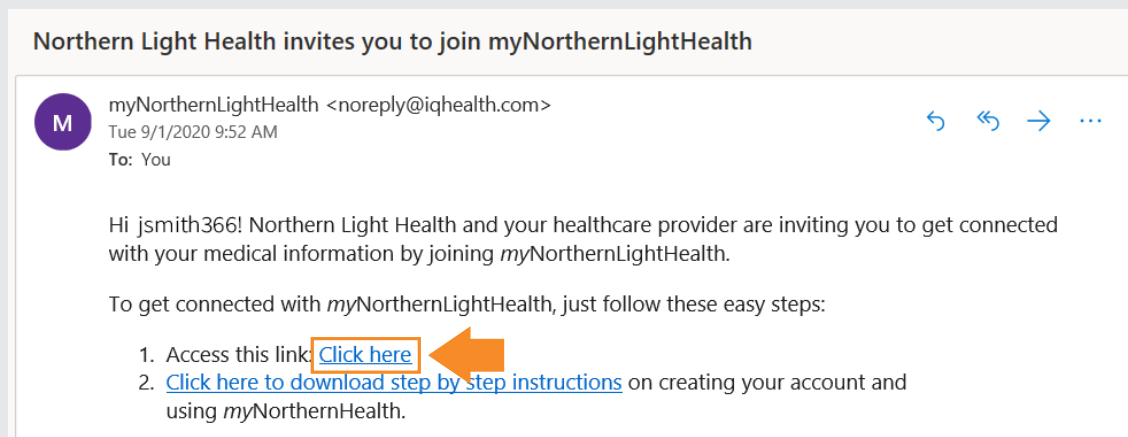
The invitation will provide you with an access link to myNorthernLightHealth.org along with general information about the portal.

IMPORTANT! If at any time during your portal account setup you have questions, please contact the Northern Light Telehealth Patient Help Desk.

To complete your portal account setup, follow the steps below:

STEP 1

Click on the **Click Here** link in the email you received.
(The email subject will be **myNorthernLightHealth**, and the sender will be **noreply@iqhealth.com**)



STEP 2 is on next page



How to setup account

STEP 2

Verify your identity --OR-- the identity of your family member

- Enter your or your family member's date of birth
- Enter the answer to the security question chosen while signing up
- Check the box **I agree to the Northern Light Health Terms of Use and Privacy Policy**
- Click **Next, Create Your Account**

myNorthernLightHealth is your online connection to Northern Light Health. Here you can see the health and visit information kept in our electronic health record. You can also access an expanding number of online health services.

Answer the Security Question

By verifying your information with Northern Light Health, you help us keep our medical record information secure.

Date of birth

Month	Day	Year
Select <input type="text"/>	<input type="text"/>	<input type="text"/>

Enter the year as 4 digits.

Last four digits of your SSN

The answer to this security verification question may have been provided when you were invited to join.

I agree to the Northern Light Health [Terms of Use and Privacy Policy](#).

STEP 3 is on next page




How to setup account

STEP 3

Complete all fields to create your Cerner Health account

- Click on the blue links to review the **Terms of Use** and **Privacy Policy**
- Check the box **I agree to the Cerner Health terms of Use and Privacy Policy**
- Click **Create Account**


Already have an account? [Sign in](#)

Create an Account

All fields are required.

First name

Last name

Email address

Re-enter email address

Date of birth

Month	Day	Year
January	1	2000

Enter the year as 4 digits.

Gender

Username

Password

Passwords must contain at least 8 characters and should contain at least 3 of the following: uppercase letter (A-Z), lowercase letter (a-z), number (0-9), symbol. [Learn more.](#)

Re-enter password


Security question

Security answer

I agree to the [Cerner Health Terms of Use and Privacy Policy](#).

[Create Account](#)

Secure health identity provided by:



Welcome! myNorthernLightHealth is your personal toolkit to securely email your healthcare team and manage your personal health information for your own use. Please sign in now using the secure user name and password you selected when enrolling to use myNorthernLightHealth.

Result: You are now logged into **myNorthernLightHealth** and will see some of your or your family member's health information. The website URL is myNorthernLightHealth.org when visiting the site in the future.

For more information about navigating **myNorthernLightHealth**, view the **Navigating myNorthernLightHealth manual** found in the FAQ section.